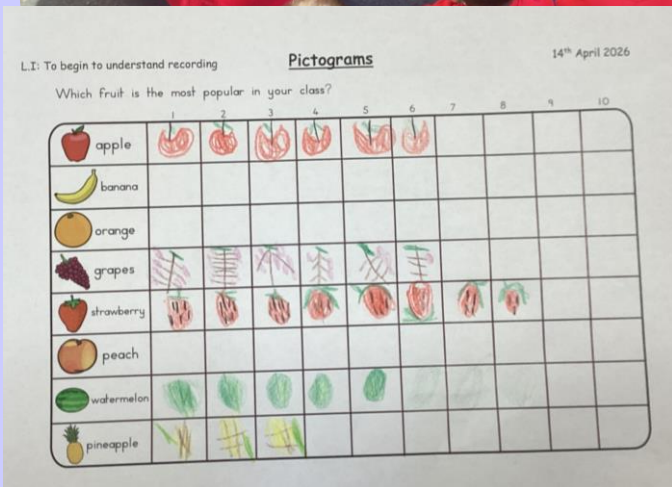


# Maths Day!

For this year's Maths day, each class focused on a different area of statistics, learning about how to collect, display and analyse data in different ways. We shared our learning with other classes in a special assembly.



On Maths day, Reception really enjoyed learning about pictograms! They collected data about their favourite fruits and represented this using a pictogram. They also took part in a carousel of maths activities in the infant playground where they explored symmetry, patterns and number bonds using a range of different equipment.



April  
2026

Year 1 learnt about tallies! They collected data about which types of houses they live in and learnt how to use a tally to record this data.






# Maths Day!

Year 2 also learnt about pictograms. They explored what happens when a symbol represents more than one and collected data about their eye colours.

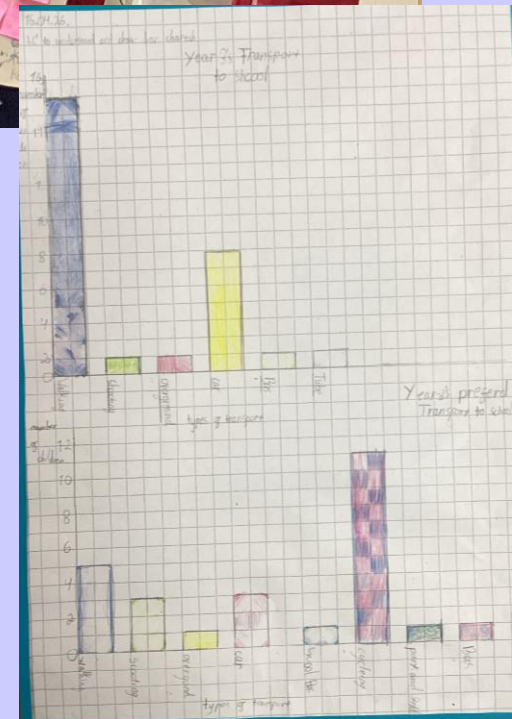




**Types of houses**

We did a tally in our class to see which one was the most common.

Type of house	Tally	Number
 A Detached House		4
 A Flat		5
 A Terraced House	 	14
 A House		2
 A Bungalow		1

What type of house do you live in?  
I live in a Flat



Year 3 learnt all about bar graphs and scales and drew their own to represent the different ways they travel to school and to show what their preferred method of travel would be if they had a choice!

