



# Year 6


In Year 6, we focused on sustainable development goal number 4: **Quality Education**. We looked at the work of British artist, Stephen Wiltshire (1974-), studying his cityscapes which he draws from memory. We focused on our detailed observational drawing skills to create our own drawings of specific areas of our school. We thought about our education and each chose to draw an image that we associated with this. Lots of us chose to draw Christ Church School, while others focused on specific areas and features of the school building.

We walked around the school and took a photo of something that we wanted to draw. Once we had done this, we focused on the outline of our drawing and used carbon paper to print this onto a piece of card.

We began by looking at some of Stephen Wiltshire's famous work and focused on his cityscapes in particular. Stephen Wiltshire was diagnosed with autism as a child but this has not stopped him from becoming one of the world's most respected architectural artists.



Once we had printed the outline of the image, we focused on the specific details and used pen to draw these ourselves using different shading, hatching and cross-hatching techniques.



We focused on **making detailed, analytical observational drawings**. We explored different pen skills like cross hatching to add depth and detail to our drawings.

