




Eric



Kiara



Sherin




Sasha



Cassie




Esme



James



Nova



Emilian

 **Christ Church School, Hampstead**
A village school in London inspiring *life in all its fullness*



Self Portraits



Art Exhibition
November 2022

This term, our Christ Church Arts Project has focused on self-portraits. We have all taken the time to look carefully at ourselves and to recognise what makes each one of us unique and wonderful!

Each class has been inspired by the work of a different artist and they have used different techniques, skills and media to create the fabulous self-portraits which we are very proud to share with you in our exhibition today!



Oluwalani



Mateo



Firuze



Nicholas



Charlie



Jacob




Riley



Reception

Reception looked at the work of American artist, Kehinde Wiley, (1977-). Children used poster paint to create their self-portraits, after looking closely at their features. They used a computer program to make a repeated pattern for their background and carefully colour-matched and mixed the colour for their jumpers to one of the colours in the background, just like Kehinde Wiley does in his portraits.



Year 4

Year 4 looked at the work of British artist, Julian Opie (1958-), studying his portraits which use block colours and limited facial features. They used their colour mixing skills and careful use of brush strokes to paint their own self-portraits in Opie's style, combining striking colour combinations and selecting the key facial features which make each one of us unique and recognisable!



Year 1

Year 1 looked at the unusual shapes and features in the portraits and self-portraits of Spanish painter, Pablo Picasso (1881-1973). They also learnt about American illustrator Eric Carle (1929 – 2021) and how he paints papers and cuts and collages them to create his art works. Year 1 combined the painted papers of Eric Carle and the abstract features of Pablo Picasso to create their brilliant self-portraits.

Year 2



Year 2 learnt about the work of American pop artist, Keith Haring (1958-1990) and also looked at the ink drawings by Dutch artist Vincent van Gogh (1853-1890). They observed



carefully and practised drawing their own facial features and then developed their skills with ink using both brushes and pens. They were inspired by Keith Haring's red dots to colour their school jumpers!

Year 5

Year 5 looked at the work of American visual and performance artist, Derrick Adams (1970-), looking carefully at the way he represents skin tone and facial features with shapes and blocks of colour. Year 5 used their colour mixing skills to create tones in a range that represented their own skin colour and used taping and careful brush strokes to paint each area distinctly.




Year 6

Year 6 learnt about the life and work of Mexican artist, Frida Kahlo (1907-1954). First, they observed their faces closely and developed their watercolour pencil and blending skills to create life-like self-portraits.



Then, they selected a range of bright and colourful tropical birds, animals, insects and leaves to collage their backgrounds, taking inspiration from Frida Kahlo's striking self-portraits.



Year 3

Year 3 looked at the colourful portraits by American folk artist, Heather Galler (1970-). They used a photograph to trace the outline of their own faces and then selected and mixed a range of colours to paint different sections. The collaged decorations were cut from papers which Year 3 created by a printing technique using marbling inks.