




# Year 3 Autumn Term DT Project Pneumatic Christmas Cards



We recapped how we had made Christmas cards in the past including using sliders and levers to make things move and creating folded pop up cards.



We researched cards that currently exist through online card websites.



We used syringes and pipes to create movement using air pressure (pneumatics). We used measuring, cutting and folding skills to create a Christmas card involving a chimney and a Christmas character disappearing down the chimney e.g. Santa's body, sack of presents, elf legs!

When we had created our final products we evaluated them against our design brief of creating a moving Christmas card. We also compared them to our original designs and considered what went well and what we would improve next time.

